

ML-1110 / ML-1110.SCI

MAXLOGIC INTELLIGENT ANALOGUE ADDRESSABLE SMOKE DETECTOR / SHORT CIRCUIT ISOLATOR

ML-1110 / ML-1110.SCI (short circuit isolator) detector utilizes the light scatter sensing principle. It has an infrared light source, which emits signals and photo-diode, which senses the scattering light with the effect of smoke entering the chamber. The chamber is designed for Protection from dust, insects and other external interferences. Detectors are suitable for indoor use.



PRODUCT FEATURES

- Compatible with EN 54-7 and EN 54-17
- Optional model with short circuit isolator
- Twin fire alarm indicators for 360° viewing
- 'Soft' addressable by use of address programmer
- Communication interrupt for fast fire alarm detection in 1.5 sec
- Remote indicator output
- Protection from electromagnetic interference
- Compatible with MAXLOGIC series addressable panels
- Microcontroller based design
- Produced by use of surface mount technology
- Compatible with ML-0140 series detector base
- Compatible with ML-0141 series detector base with buzzer
- Compatible with ML-0121 series surface mounting back box
- Compatible with ML-0150 series recessed mounting base
- Stable sensitivity
- RY LED glows Red in case of fire, Yellow in case of pollution and fault conditions.
- User friendly and easy mounting
- Low optical measurement result warning
- Low power consumption
- The product plastic is impact-proof.

TECHNICAL SPECIFICATIONS

Supply voltage	33V -18V DC Loop powered
Detection source	Optical chamber
Quiescence / Alarm current (max)	600µA/4mA
Remote indicator output (max)	2,5mA
Alarm indicator	2 white LED (Red in case of fire, Yellow in case of pollution and error)
Operating temperature	(-10°C) - (+50°C)
	(-30°C) - (+60°C)
Relative humidity	%95 (+40°C non-condensing)
Dimensions (socket is included)	Ø:106 mm, h:51 mm
Weight (socket is included)	100 g
Cable	1x2x0.8+0.8JH(st)H / 1x2x1.5+1.5JH (st)H

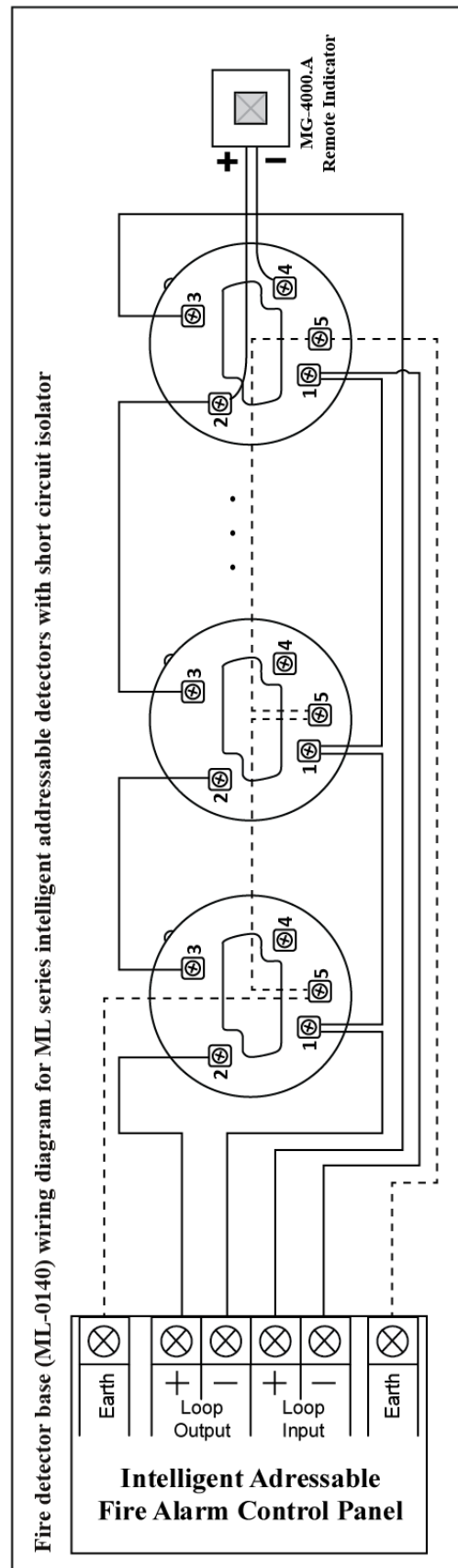
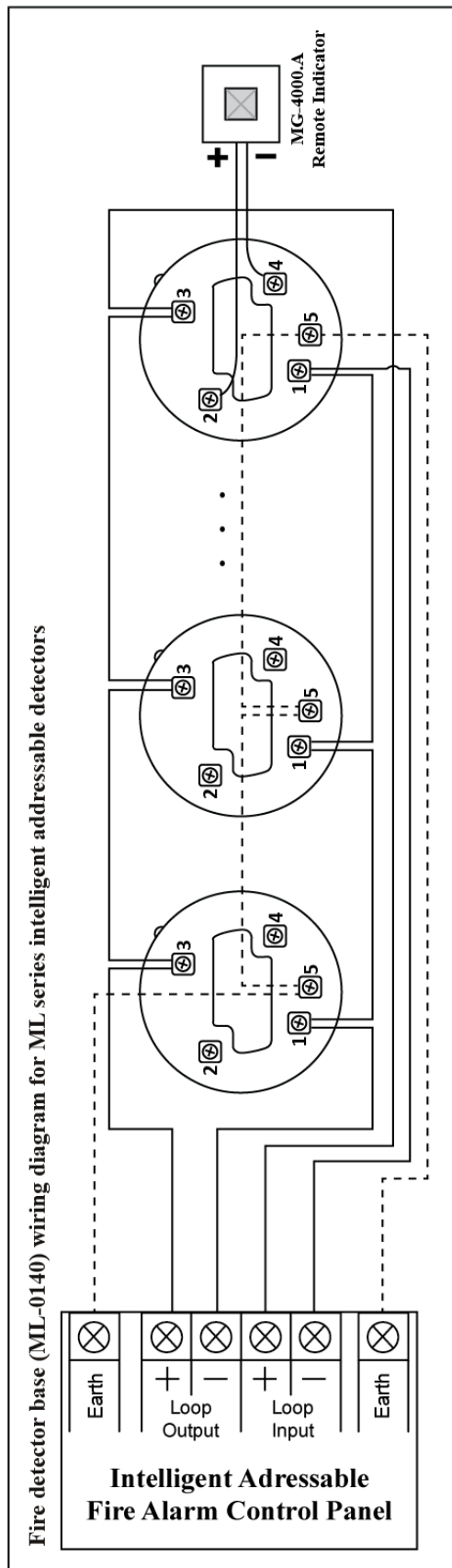
TECHNICAL SPECIFICATIONS (SHORT-CIRCUIT ISOLATOR)

Max. Power supply (Vmax)	33V
Nominal Power supply (Vnom)	26V
Minimum Power supply (Vmin)	18V
Maximum Switch current (ISmax)	1A
Maximum Operating current (ICmax)	1A
Isolation current (ILmax)	< 45 mA
Maximum contact resistance (ZCmax)	500 mΩ
Isolation voltage (VSOmin - VSOmax)	8V - 13V
Normal status transition voltage (VSCmin-VSCmax)	8V - 13V

MODELS

Product	Description
ML-1110	Maxlogic Intelligent Analogue Addressable Smoke Detector
ML-1110.SCI	Maxlogic Intelligent Analogue Addressable Smoke Detector with Short Circuit Isolator

CONNECTION DIAGRAM



ML-1120 / ML-1120.SCI

MAXLOGIC INTELLIGENT ANALOGUE ADDRESSABLE SYSTEM A1S FIXED TEMP HEAT DETECTOR

ML-1120 / ML-1120.SCI (short circuit isolator) A1S fixed temp heat detector detects temperature change by temperature-sensitive thermistors. When the environmental temperature reached 60°C this detected analog value is interpreted by the electronic circuits and fire is detected. False alarms are prevented by advanced algorithm before the generated fire signal. Detectors are suitable for indoor use.



PRODUCT FEATURES

- Compatible with EN 54-5 and EN 54-17
- Optional model with short circuit isolator
- Twin fire alarm indicators for 360° viewing
- 'Soft' addressable by use of address programmer
- Communication interrupt for fast fire alarm detection in 1.5 sec
- Remote indicator output
- Protection from electromagnetic interference
- Compatible with MAXLOGIC series addressable panels
- Microcontroller based design
- Produced by use of surface mount technology
- Compatible with ML-0140 series detector base
- Compatible with ML-0141 series detector base with buzzer
- Compatible with ML-0121 series surface mounting back box
- Compatible with ML-0150 series recessed mounting base
- Stable sensitivity
- RY LED glows Red in case of fire, Yellow in case of pollution and fault conditions.
- User friendly and easy mounting
- Low power consumption
- The product plastic is impact-proof

TECHNICAL SPECIFICATIONS

Supply voltage	33V -18V DC Loop Powered
Detection source	Thermistor
Heat Class	A1S
Quiescence / Alarm current (max)	600µA/4mA
Remote indicator output (max)	2,5mA
Alarm indicator	2 white LED (Red in case of fire, Yellow in case of Error)
Operating temperature	(-10°C) - (+50°C)
Storage temperature	(-30°C) - (+60°C)
Relative humidity	%95 (+40°C non-condensing)
Dimensions (socket is included)	Ø:106 mm, h:51 mm
Weight (socket is included)	95 gr
Cable	1x2x0.8+0.8JH(st)H / 1x2x1.5+1.5JH (st)H

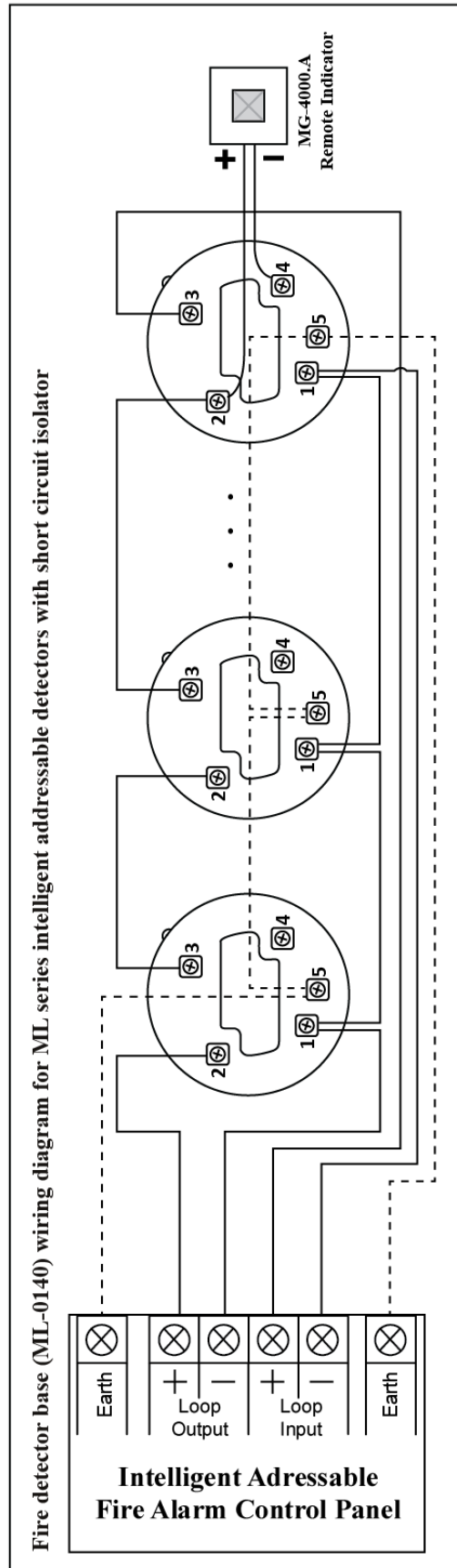
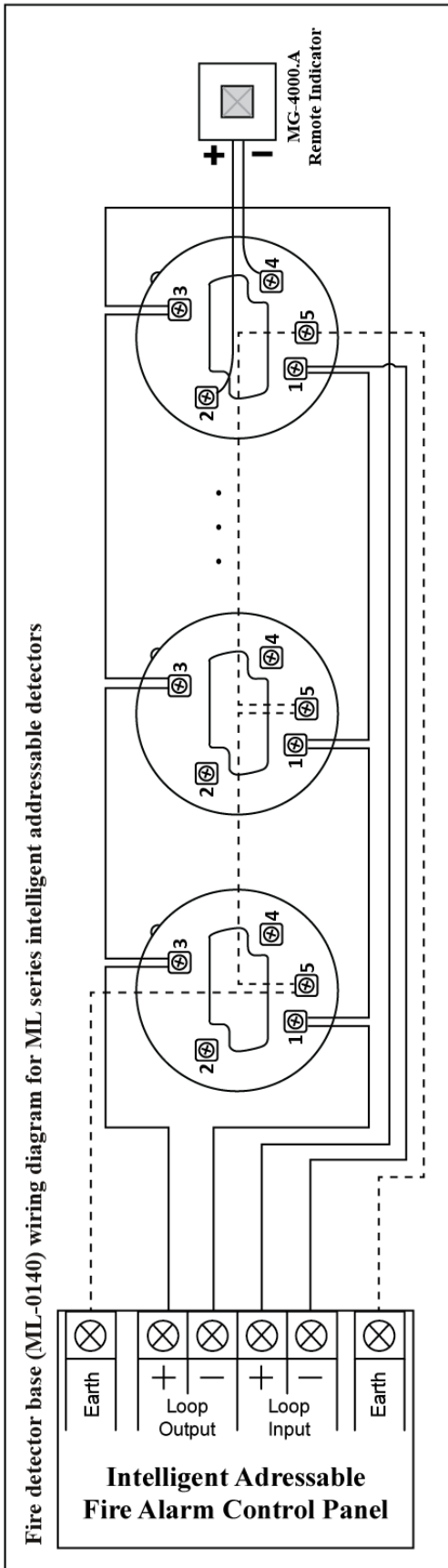
TECHNICAL SPECIFICATION (SHORT-CIRCUIT ISOLATOR)

Max. Power supply (Vmax)	33V
Nominal Power supply (Vnom)	26V
Minimum Power supply (Vmin)	18V
Maximum Switch current (ISmax)	1A
Maximum Operating current (ICmax)	1A
Isolation current (ILmax)	< 45 mA
Maximum contact resistance (ZCmax)	500 mΩ
Isolation voltage (VSOmin - VSOmax)	8V - 13V
Normal status transition voltage (VSCmin-VSCmax)	8V - 13V

MODELS

Product	Description
ML-1120	Intelligent Analogue Addressable System A1S Fixed Temp Heat Detector
ML-1120.SCI	Intelligent Analogue Addressable System A1S Fixed Temp Heat Detector With Short Circuit Isolator

CONNECTION DIAGRAM



ML-1130 / ML-1130.SCI

MAXLOGIC INTELLIGENT ADDRESSABLE HEAT DETECTOR / SHORT CIRCUIT ISOLATOR

ML-1130 / ML-1130.SCI (short circuit isolator) Heat detector detects temperature change by temperature-sensitive thermistors. When the temperature has been changed 30 °C and/or environmental temperature reached 60°C this detected analog value is interpreted by the electronic circuits and fire is detected. False alarms are prevented by advanced algorithm before the generated fire signal. Detectors are suitable for indoor use.



PRODUCT FEATURES

- Compatible with EN 54-5 and EN 54-17
- Optional model with short circuit isolator
- Twin fire alarm indicators for 360° viewing
- 'Soft' addressable by use of address programmer
- Communication interrupt for fast fire alarm detection in 1.5 sec
- Remote indicator output
- Protection from electromagnetic interference
- Compatible with MAXLOGIC series addressable panels
- Microcontroller based design
- Produced by use of surface mount technology
- Compatible with ML-0140 series detector base
- Compatible with ML-0141 series detector base with buzzer
- Compatible with ML-0121 series surface mounting back box
- Compatible with ML-0150 series recessed mounting base
- Stable sensitivity
- RY LED glows Red in case of fire, Yellow in case of pollution and fault conditions.
- User friendly and easy mounting
- Low power consumption
- The product plastic is impact-proof

TECHNICAL SPECIFICATIONS

Supply voltage	33V -18V DC Loop Powered
Detection source	Thermistor
Heat Class	A1R & A1S
Quiescence / Alarm current (max)	600µA/4mA
Remote indicator output (max)	2,5mA
Alarm indicator	2 white LED (Red in case of fire, Yellow in case of Error)
Operating temperature	(-10°C) - (+50°C)
Storage temperature	(-30°C) - (+60°C)
Relative humidity	%95 (+40°C non-condensing)
Dimensions (socket is included)	∅:106 mm, h:51 mm
Weight (socket is included)	95 gr
Cable	1x2x0.8+0.8JH(st)H / 1x2x1.5+1.5JH (st)H

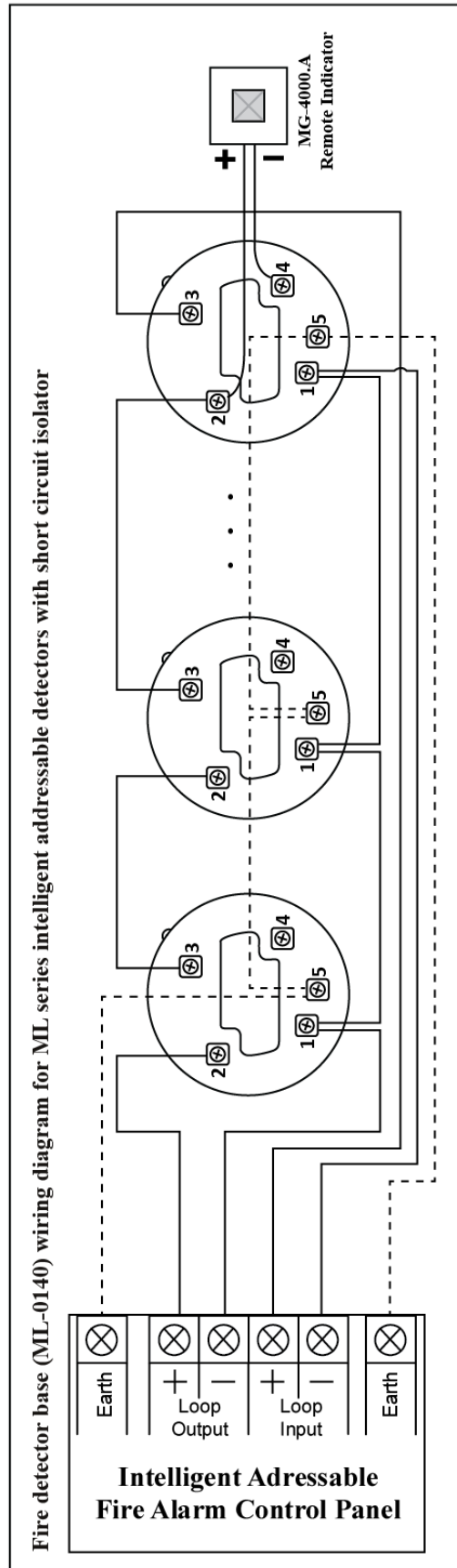
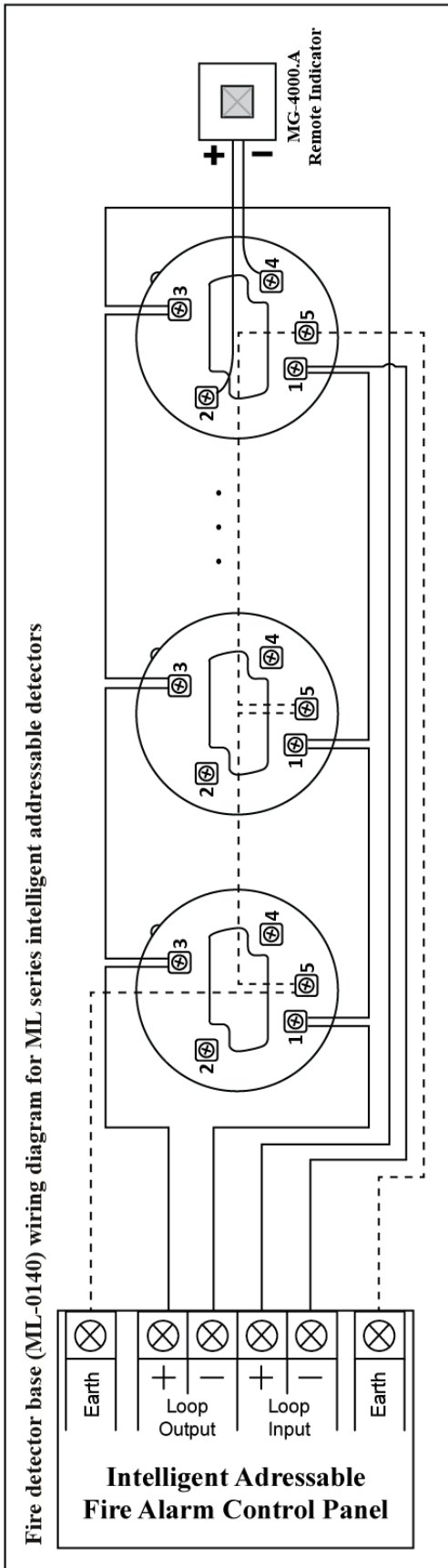
TECHNICAL SPECIFICATION (SHORT-CIRCUIT ISOLATOR)

Max. Power supply (Vmax)	33V
Nominal Power supply (Vnom)	26V
Minimum Power supply (Vmin)	18V
Maximum Switch current (ISmax)	1A
Maximum Operating current (ICmax)	1A
Isolation current (ILmax)	< 45 mA
Maximum contact resistance (ZCmax)	500 mΩ
Isolation voltage (VSOmin - VSOmax)	8V - 13V
Normal status transition voltage (VSCmin-VSCmax)	8V - 13V

MODELS

Product	Description
ML-1130	Maxlogic Intelligent Addressable Heat Detector
ML-1130.SCI	Maxlogic Intelligent Addressable Heat Detector With Short Circuit Isolator

CONNECTION DIAGRAM



ML-1130BS

MAXLOGIC INTELLIGENT ADDRESSABLE SYSTEM CLASS BS HEAT DETECTOR

ML-1130BS intelligent addressable system BS Class Heat detector detects temperature change by temperature-sensitive thermistors. When the environmental temperature reached 80°C this detected analog value is interpreted by the electronic circuits and fire is detected. False alarms are prevented by advanced algorithm before the generated fire signal. Detectors are suitable for indoor use.



PRODUCT FEATURES

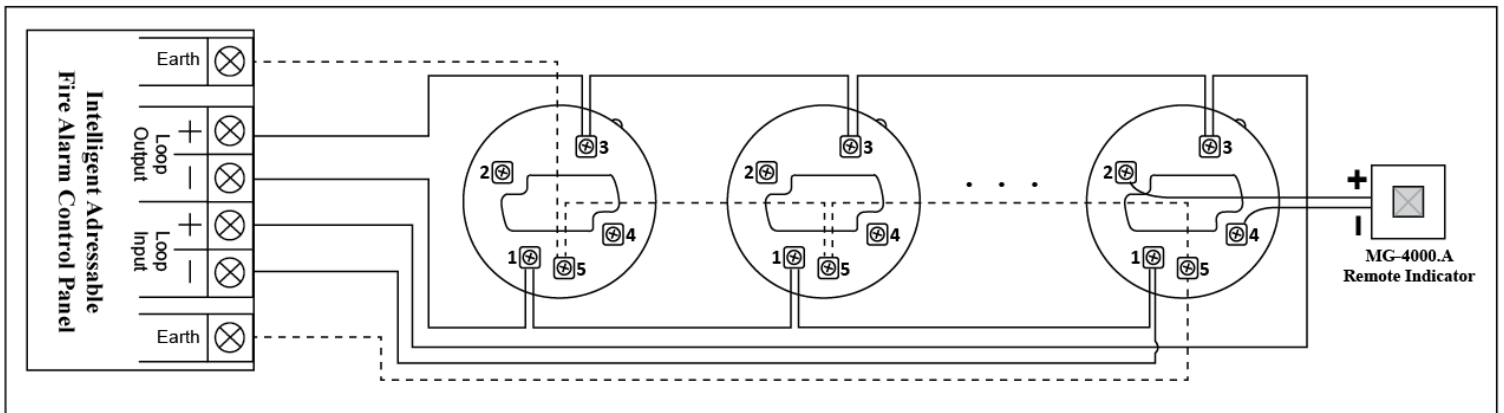
- Compatible with EN 54-5
- Twin fire alarm indicators for 360° viewing
- 'Soft' addressable by use of address programmer
- Communication interrupt for fast fire alarm detection in 1.5 sec
- Remote indicator output
- Protection from electromagnetic interference
- Compatible with MAXLOGIC series addressable panels
- Microcontroller based design
- Produced by use of surface mount technology
- Compatible with ML-0144 series detector base
- Stable sensitivity
- RY LED glows Red in case of fire, Yellow in case of fault conditions
- User friendly and easy mounting
- Low power consumption
- The product plastic is impact-proof

TECHNICAL SPECIFICATIONS

Supply voltage	33V -18V DC Loop Powered
Detection source	Thermistor
Heat Class	BS
Quiescence / Alarm current (max)	600µA/4mA
Remote indicator output (max)	2,5mA
Alarm indicator	2 white LED (Red in case of fire, Yellow in case of Error)
Operating temperature	(-10°C) - (+65°C)
Storage temperature	(-30°C) - (+90°C)
Relative humidity	%95 (+40°C non-condensing)
Dimensions (socket is included)	∅:106 mm, h:51 mm
Weight (socket is included)	145 gr
Construction	PC+ABS
Cable	1x2x0.8+0.8JH(st)H / 1x2x1.5+1.5JH (st)H

CONNECTION DIAGRAM

Fire Detector Base Wiring Diagram For ML-1130BS Detectors



ML-1140 / ML-1140.SCI

MAXLOGIC INTELLIGENT ADDRESSABLE MULTISENSOR DETECTOR / SHORT CIRCUIT ISOLATOR

ML-1140 / ML-1140.SCI (short circuit isolator) The multi-sensor has a photo-electric smoke detection chamber and a temperature sensitive thermistor. The chamber is designed for protection from dust, insects and other external interferences. The design of the chambers provides maximum sensitivity to smoke and temperature change. The detector is suitable for the internal environment. Detectors are suitable for indoor use.



PRODUCT FEATURES

- Compatible with EN 54-7, EN 54-5 and EN 54-17
- Optional Short circuit isolator model
- Twin fire alarm indicators for 360° viewing
- 'Soft' addressable by use of address programmer
- Communication interrupt for fast fire alarm detection in 1.5 sec
- Remote indicator output
- Protection from electromagnetic interference
- Compatible with MAXLOGIC series addressable panels
- Microcontroller based design
- Produced by use of surface mount technology
- Compatible with ML-0140 series detector base
- Compatible with ML-0141 series detector base with buzzer
- Compatible with ML-0121 series surface mounting back box
- Compatible with ML-0150 series recessed mounting base
- Stable sensitivity
- RY LED glows Red in case of fire, Yellow in case of pollution and fault conditions.
- User friendly and easy mounting
- Low power consumption
- The product plastic is impact-proof

TECHNICAL SPECIFICATIONS

Supply voltage	33V -18V DC Loop Powered
Detection source	Optical Chamber+ Thermistor
Heat Class	A1R
Quiescence / Alarm current (max)	600µA/4mA
Remote indicator output (max)	2,5mA
Alarm indicator	2 white LED (Red in case of fire, Yellow in case of Error and pollution)
Operating temperature	(-10°C) - (+50°C)
Storage temperature	(-30°C) - (+60°C)
Relative humidity	%95 (+40°C non-condensing)
Dimensions (socket is included)	Ø:106 mm, h:51 mm
Weight (socket is included)	100 gr
Cable	1x2x0.8+0.8JH(st)H / 1x2x1.5+1.5JH (st)H

TECHNICAL SPECIFICATION (SHORT-CIRCUIT ISOLATOR)

Max. Power supply (Vmax)	33V
Nominal Power supply (Vnom)	26V
Minimum Power supply (Vmin)	18V
Maximum Switch current (ISmax)	1A
Maximum Operating current (ICmax)	1A
Isolation current (ILmax)	< 45 mA
Maximum contact resistance (ZCmax)	500 mΩ
Isolation voltage (VSOmin - VSOmax)	8V - 13V
Normal status transition voltage (VSCmin-VSCmax)	8V - 13V

MODELS

Product	Description
ML-1140	Maxlogic Intelligent Addressable Multisensor Detector
ML-1140.SCI	Maxlogic Intelligent Addressable Multisensor Detector With Short Circuit Isolator

CONNECTION DIAGRAM

