

ML-2110

MAXLOGIC CONVENTIONAL OPTICAL SMOKE DETECTOR

ML-2110 Conventional optic detectors have high sensitivity and stability through microprocessor control. Detector utilizes the scattered light sensing principle. If smoke has been the inside of optical chamber, smoke particles inside the chamber collide with transmitter beams and they fall on to the receiver. False alarms are prevented by advanced algorithm before the generated fire signal. Detectors are suitable for indoor use.



PRODUCT FEATURES

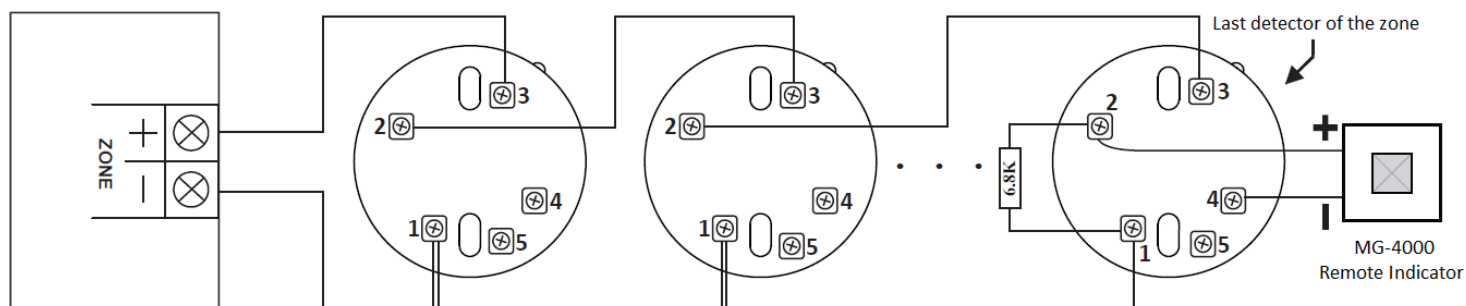
- Compatible with EN 54-7
- Microcontroller based design
- Stable sensitivity
- Advanced software prevents from false alarms
- Pollution control, compensation and alert
- Low optical measurement result warning
- Low power consumption
- Protection from electromagnetic interference
- Twin red fire alarm indicators for 360° viewing (It lights up continuously in case of fire, flashes once in every an average of 8 seconds in normal operation, flashes twice in 8 seconds in case of pollution and fault.)
- Compatible with all standard conventional fire alarm systems
- User friendly and easy mounting
- Durable construction against mechanical impact
- Compatible with ML-0140 series mounting bases
- Compatible with ML-0141 series mounting base with buzzer
- Compatible with ML-0121 series surface mounting back box
- Compatible with ML-0150 series recessed mounting base

TECHNICAL SPECIFICATION

Supply Voltage	10V-30V DC
Detection Source	Optical chamber
Quiescent Current (max.)	95 μ A
Alarm Current (max.)	40mA
Remote Indicator Output (max.)	45mA
Remote Indicator	MG-4000
Alarm Indicator	2 Red LEDs
Operation Temperature Range	(-10°C) - (+50°C)
Storage Temperature Range	(-30°C) - (+60°C)
Maximum Humidity	%95 (+40°C non-condensing)
Dimensions (incl. base)	\varnothing :106mm, h:51mm
Weight (incl. base)	140 gr
Compatible Sockets	ML-0140
Cable	1x2x0,8+0,8JH(st)H / 1x2x1,5+1,5JH(st)H

CONNECTION DIAGRAM

ML-21XX Series Conventional Fire Detector's Mounting Base Connection Diagram



ML-2120

MAXLOGIC CONVENTIONAL FIXED HEAT DETECTOR

ML-2120 Conventional fixed heat detectors have high sensitivity and stability through microprocessor control. Heat detector detects temperature change by temperature-sensitive thermistors. When the ambient temperature reaches 60°C, this detected analog value is interpreted by the electronic circuits and the fire is detected. False alarms are prevented by advanced algorithm before the generated fire signal. Detectors are suitable for indoor use.



PRODUCT FEATURES

- Compatible with EN 54-5
- Microcontroller based design
- Stable sensitivity
- Advanced software prevents from false alarms
- Low power consumption
- Protection from electromagnetic interference
- Twin red fire alarm indicators for 360° viewing (It lights up continuously in case of fire, flashes once in every an average of 8 seconds in normal operation, flashes twice in 8 seconds in case of fault)
- Compatible with all standard conventional fire alarm systems
- User friendly and easy mounting
- Durable construction against mechanical impact
- Compatible with ML-0140 series maxlogic mounting bases
- Compatible with ML-0141 series mounting base with buzzer
- Compatible with ML-0121 series surface mounting back box
- Compatible with ML-0150 series recessed mounting base

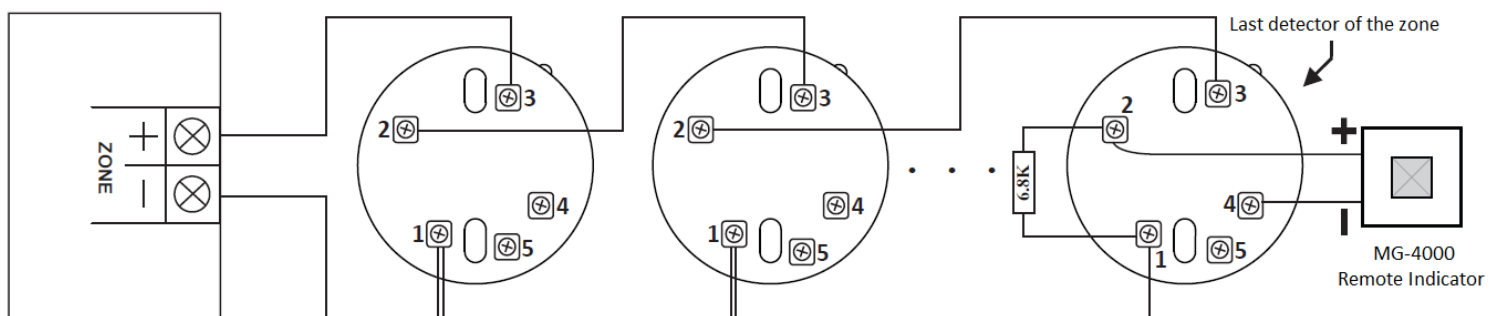
TECHNICAL SPECIFICATION

Supply Voltage	10V-30V DC
Detection Source	Dual thermistor
Quiescent Current (max.)	80 µA

Alarm Current (max.)	40mA
Remote Indicator Output (max.)	45mA
Remote Indicator	MG-4000
Alarm Indicator	2 Red LEDs
Operation Temperature Range	(-10°C) - (+50°C)
Storage Temperature Range	(-30°C) - (+60°C)
Maximum Humidity	%95 (40°C non-condensing)
Dimensions (incl. base)	∅:106mm, h:51mm
Weight (incl. base)	135 gr
Compatible Sockets	ML-0140
Cable	1x2x0,8+0,8JH(st)H / 1x2x1,5+1,5JH(st)H
Heat Detector Class:	A1S

CONNECTION DIAGRAM

ML-21XX Series Conventional Fire Detector's Mounting Base Connection Diagram



ML-2130

MAXLOGIC CONVENTIONAL RATE OF RISE HEAT DETECTOR

ML-2130 Conventional rate of rise heat detectors have high sensitivity and stability through microprocessor control. Heat detector detects temperature change by temperature-sensitive thermistors. When the ambient temperature reaches 60°C or there is a temperature increase specified in EN 54-5 standard, this detected analog value is interpreted by the electronic circuits and the fire is detected. False alarms are prevented by advanced algorithm before the generated fire signal. Detectors are suitable for indoor use.



PRODUCT FEATURES

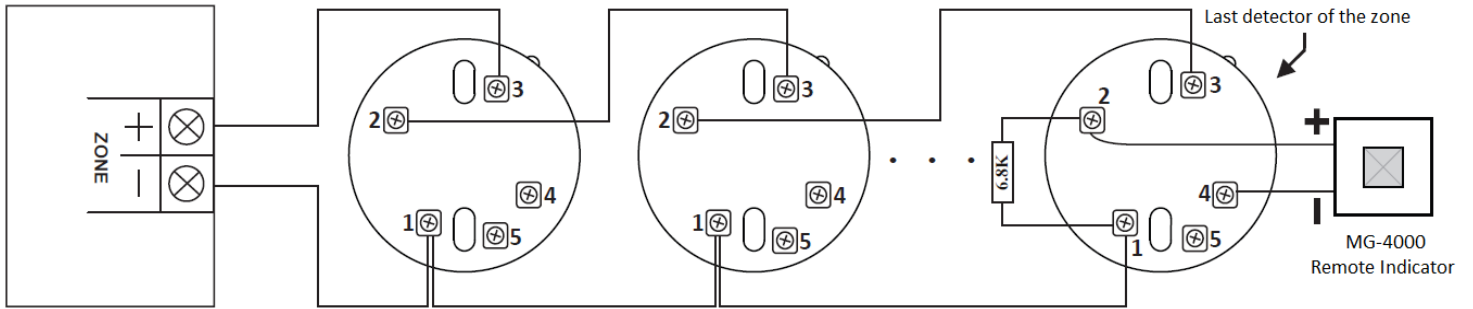
- Compatible with EN 54-5
- Microcontroller based design
- Stable sensitivity
- Advanced software prevents from false alarms
- Low power consumption
- Protection from electromagnetic interference
- Twin red fire alarm indicators for 360° viewing (It lights up continuously in case of fire, flashes once in every an average of 8 seconds in normal operation, flashes twice in 8 seconds in case of fault)
- Compatible with all standard conventional fire alarm systems
- User friendly and easy mounting
- Durable construction against mechanical impact
- Compatible with ML-0140 series maxlogic mounting bases
- Compatible with ML-0141 series mounting base with buzzer
- Compatible with ML-0121 series surface mounting back box
- Compatible with ML-0150 series recessed mounting base

TECHNICAL SPECIFICATIONS

Supply Voltage	10V-30V DC
Detection Source	Dual thermistor
Quiescent Current (max.)	80 μ A
Alarm Current (max.)	40mA
Remote Indicator Output (max.)	45mA
Remote Indicator	MG-4000
Alarm Indicator	2 Red LEDs
Operation Temperature Range	(-10°C) - (+50°C)
Storage Temperature Range	(-30°C) - (+60°C)
Maximum Humidity	%95 (+40°C non-condensing)
Dimensions (incl. base)	\varnothing :106mm, h:51mm
Weight (incl. base)	135 gr
Compatible Sockets	ML-0140
Cable	1x2x0,8+0,8JH(st)H / 1x2x1,5+1,5JH(st)H
Heat Detector Class:	A1R

CONNECTION DIAGRAM

ML-21XX Series Conventional Fire Detector's Mounting Base Connection Diagram



ML-2130BS

MAXLOGIC CONVENTIONAL SYSTEM CLASS BS HEAT DETECTOR

ML-2130BS conventional system class BS heat detectors have high sensitivity and stability through microprocessor control. Heat detector detects temperature change by temperature-sensitive thermistors. When the ambient temperature reaches 80°C, this detected analog value is interpreted by the electronic circuits and the fire is detected. False alarms are prevented by advanced algorithm before the generated fire signal. Detectors are suitable for indoor use.



PRODUCT FEATURES

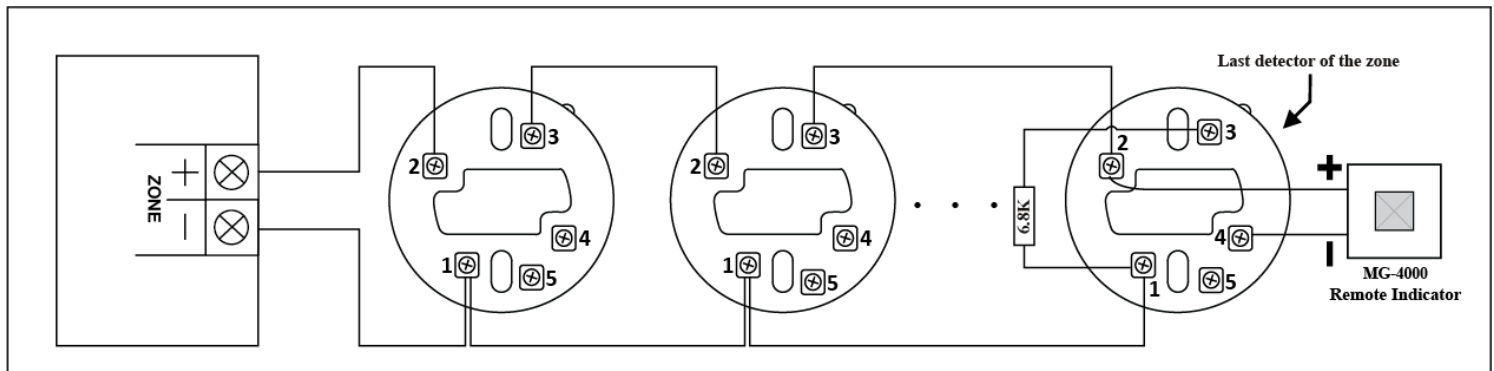
- Compatible with EN 54-5
- Microcontroller based design
- Stable sensitivity
- Advanced software prevents from false alarms
- Low power consumption
- Protection from electromagnetic interference
- Twin fire alarm indicators for 360° viewing
- Compatible with all standard conventional fire alarm systems
- User friendly and easy mounting
- Durable construction against mechanical impact
- Compatible with ML-0144 series maxlogic mounting bases

TECHNICAL SPECIFICATIONS

Supply Voltage	10V-30V DC
Detection Source	Thermistor
Heat Class	BS
Quiescent Current (max.)	80 μ A
Alarm Current (max.)	40mA
Remote Indicator Output (max.)	45mA
Remote Indicator	MG-4000
Alarm Indicator	2 Red LEDs
Operation Temperature Range	(-10°C) - (+90°C)
Storage Temperature Range	(-30°C) - (+90°C)
Maximum Humidity	%95 (+40°C non-condensing)
Dimensions (incl. base)	\varnothing :106mm, h:51mm
Weight (incl. base)	145 gr
Construction	PC+ABS
Compatible Sockets	ML-0144
Cable	1x2x0,8+0,8JH(st)H / 1x2x1,5+1,5JH(st)H

CONNECTION DIAGRAM

ML-2130BS Detectors' Mounting Base Connection Diagrams



ML-2140

MAXLOGIC CONVENTIONAL MULTISENSOR DETECTOR

ML-2140 Conventional multisensor detectors have high sensitivity and stability through microprocessor control. Detectors have both of smoke chamber and temperature detection component. Thus, If the ambient temperature reaches 60°C or there is a temperature increase specified in EN 54-5 standard and/or if there is smoke in the optical chamber, the fire is detected and fire alarm signal is generated. In both cases, false alarms are prevented by advanced algorithm before the generated fire signal. Detectors are suitable for indoor use.



PRODUCT FEATURES

- Compatible with EN 54-7 ve EN 54-5
- Microcontroller based design
- Stable sensitivity
- Advanced software prevents from false alarms
- Pollution control, compensation and alert
- Low optical measurement result warning
- Low power consumption
- Protection from electromagnetic interference
- Twin red fire alarm indicators for 360° viewing (It lights up continuously in case of fire, flashes once in every an average of 8 seconds in normal operation, flashes twice in 8 seconds in case of pollution and fault)
- Compatible with all standard conventional fire alarm systems
- User friendly and easy mounting
- Durable construction against mechanical impact
- Compatible with ML-0140 series maxlogic mounting bases
- Compatible with ML-0141 series mounting base with buzzer
- Compatible with ML-0121 series surface mounting back box
- Compatible with ML-0150 series recessed mounting base

TECHNICAL SPECIFICATIONS

Supply Voltage:	10V-30V DC
Detection Source:	Optical chamber and Dual thermistor
Quiescent Current (max.):	120 μ A
Alarm Current (max.):	40mA
Remote Indicator Output (max.):	45mA
Remote Indicator:	MG-4000 Remote Indicator
Alarm Indicator:	2 Red LED
Operation Temperature Range:	(-10°C) - (+50°C)
Storage Temperature Range:	(-30°C) - (+60°C)
Maximum Humidity:	%95 (+40°C non-condensing)
Dimensions (incl. ML-0140 base):	\varnothing :106mm, h:51mm
Weight (incl. base):	141 gr
Compatible Sockets:	ML-0140
Cable:	1x2x0,8+0,8JH(st)H / 1x2x1,5+1,5JH(st)H
Heat Detector Class:	A1R

CONNECTION DIAGRAM

ML-21XX Series Conventional Fire Detector's Mounting Base Connection Diagram

