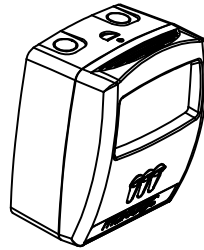


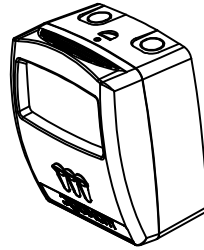


ML-2170

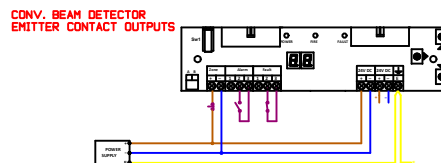
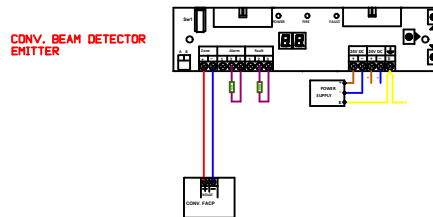
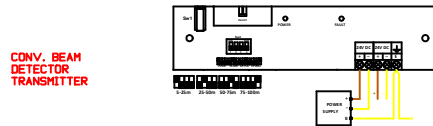
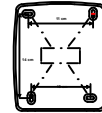
**CONVENTIONAL
BEAM TYPE
DETECTOR**



TRANSMITTER



EMITTER



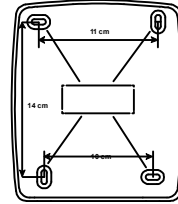

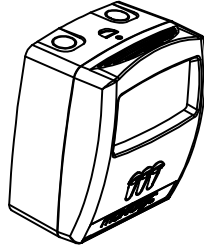


ML-2173

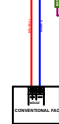
**CONV. BEAM
DETECTOR c/w
REFLECTOR**

EMITTER
TRANSMITTER

REFLECTOR



CONV. BEAM DETECTOR
EMITTER/TRANSMITTER
CONNECTIONS



ML-2173



CONV. BEAM DETECTOR
EMITTER, TRANSMITTER
CONTACT OUTPUTS

